

# Design Our Space

T: (951)-760-9968 | E:trust1company@gmail.com

A: 26398 Deere Ct Ste 107, Murrieta, Ca 92591

W: www..temeculacabinetshop.com



## Design Our Space Quick Questions

*Please email or text this form and 4 photos, 1 of each wall of the space if possible*

### Customer Information:

**Name:**

**Phone:**

**Email:**

**Jobsite City**

**How did you hear about us?**

Google; Apple Map; Yelp; Refferal; \_\_\_\_\_

### Cabinet Style and Color:

### Appliances Size:

**Refrigerator:**

Standard 36"

Others \_\_\_\_\_

**Sink:**

Under mount

Apron/Farm Sink

**Stove:**

Range \_\_\_\_\_ Size

Cook-top \_\_\_\_\_ Size

**Hood:**

Under cabinet \_\_\_\_\_ size

Microwave Hood \_\_\_\_\_

Wall mount Hood \_\_\_\_\_

Dishwasher \_\_\_\_\_ size

Built-in Wall/Base Microwave \_\_\_\_\_ size

Tall Single/Double Oven \_\_\_\_\_ size

**Others appliances:**

### Installation detail:

**Ceiling Height:**

**Cabinets go all the way to the ceiling?**

Yes / No

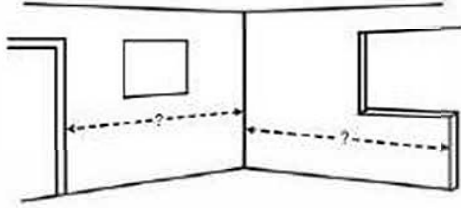
1. Would you like a full remodel quote for your project Yes / No

2. Do you need us install cabinets? Yes / No

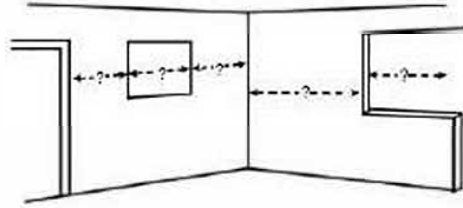
3. How soon would you like your cabinets delivered? Yes / No

4. How soon are you looking to complete your project? Yes / No

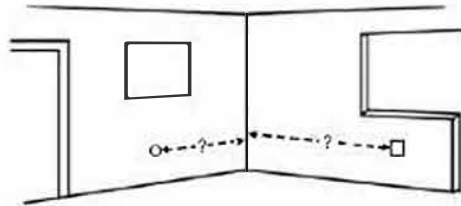
**STEP 1:**  
**Measure Overall Wall Lengths**  
 Mida la extensión - Completa de cada pared



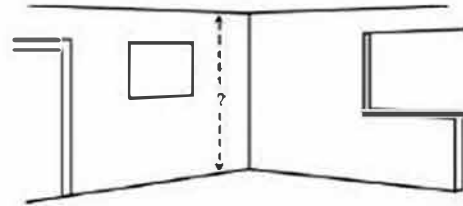
**STEP 2:**  
**Wall to Beginning of Window / Window Size / Remaining Space**  
 Pared a comienzo de la ventana / tamaño de ventana / espacio que resta



**STEP 3:**  
**Wall to Any Plumbing / Electrical / Gas Connections**  
 Pared a conexiones de plomería / eléctricos / gas



**STEP 4:**  
**Measure Ceiling Height**  
 Mida altura de techo



**Please provide us a diagram with all measurements so we can help design your new kitchen.**

Para que configuremos su cocina, favor de traer sus medidas basadas a los diagramas de esta página.

